

Ford F-150, Ranger and Superduty Third Brake Light Camera Frame

Visit iBEAMUSA.com for more detailed information about the product and up-to-date vehicle specific applications.



Product Features

- Adds a blindspot/cargo cameras to the existing or third brake light
- Resolution: 480 TV lines
- Field of view: Diagonal 168°, Horizontal 136°, Vertical 100°
- IP69K
- Selectable parking lines

Part Components

A) Camera/frame B) Harness

A



B



TABLE OF CONTENTS

Wiring	2
Mirror operation	3
Menu Operation	4-5
Specifications	6
Specifications	7

TOOLS REQUIRED

- Wire stripper
- Tape
- Digital Multi-meter
- T-20 Torx driver

Attention! When testing the aftermarket equipment, ensure that all factory equipment is connected before cycling the key to ignition.

INSTALLATION




Figure A



Figure B

Camera frame installation

1. Remove the four T-20 torx screws from the third brake light. (Figure A)
2. Unplug the three bulbs by twisting the bulbs. (Figure B)
3. There are three bulbs that need to be disconnected. Be careful, bulbs will most likely be hot and easily break. (Figure C)
4. Run the wire into the vehicle under the headliner and plug the power plug back in.




Figure C

INSTALLATION (CONT.)

(Continued)

1. Screw the four T-20 screws back into the sides of the third brake light. (Figure A)
2. Run the wire in the vehicle.
 - Connect the **BLACK** wire to chassis ground
 - Connect the **RED** wire to 12V accessory or reverse depending on the desired function of the camera.
3. Connect the **YELLOW** RCA to the video input of the monitor. If using as a reverse camera, RCA may need to be connected to the back-up camera RCA on the monitor.

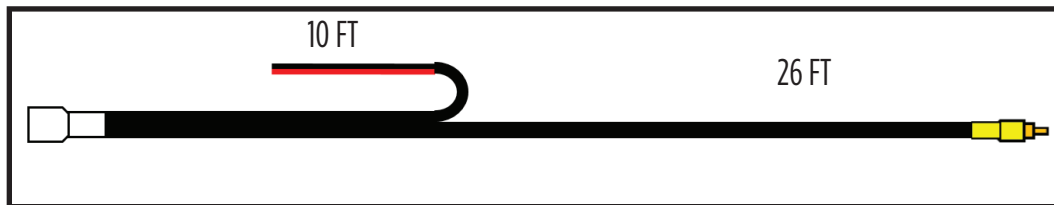


Figure A



Resolution	640 X 480
Field of view	Diagonal 168°, Horizontal 136°, Vertical 100°
TV System	NTSC
Min. Illumination	0.1 Lux
Working Voltage	9 - 32V
Storage Temp.	-20° ~ 70 °C
Working Temp.	-40° ~ 85 °C
IP rating	IP69

Having difficulties? We're here to help.



Contact our Tech Support line at:
386-257-1187



Or via email at:
techsupport@metra-autosound.com

Tech Support Hours (Eastern Standard Time)

Monday - Friday: 9:00 AM - 7:00 PM

Saturday: 10:00 AM - 7:00 PM

Sunday: 10:00 AM - 4:00 PM



KNOWLEDGE IS POWER

Enhance your installation and fabrication skills by enrolling in the most recognized and respected mobile electronics school in our industry. Log onto www.installerinstitute.com or call 800-354-6782 for more information and take steps toward a better tomorrow.



**Metra Recommends MECP
certified technicians**