



Polaris General 2016-Up

Visit MetraOnline.com for more detailed information about the product and up-to-date vehicle specific applications

KIT FEATURES

- Universal design for gauge-mount radios
- Replaces upper pocket
- Textured to match factory finish

KIT COMPONENTS

- A) Blank plate
- B) Phillips screws (8)

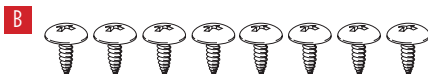
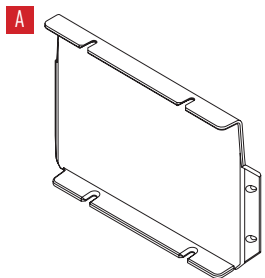


TABLE OF CONTENTS

Dash Disassembly	2
Kit Assembly	3

TOOLS REQUIRED

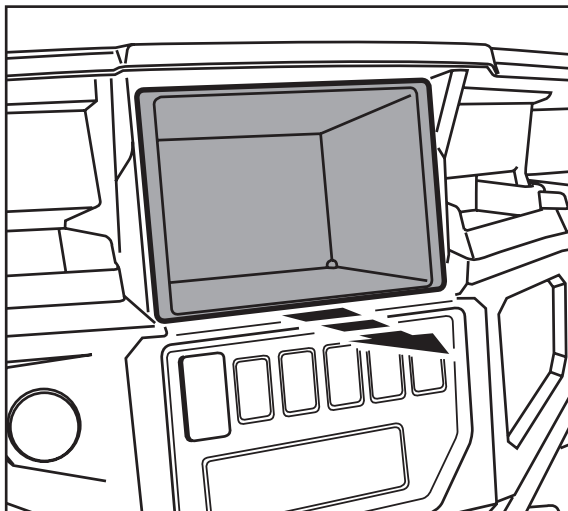
- Panel removal tool
- Phillips screwdriver
- 1/8" drill bit

Attention! Let the vehicle sit with the key out of the ignition for a few minutes before removing the factory radio. When testing the aftermarket equipment, ensure that all factory equipment is connected before cycling the key to ignition.

DASH DISASSEMBLY

1. Remove the storage pocket from the upper dashboard. (Figure A)

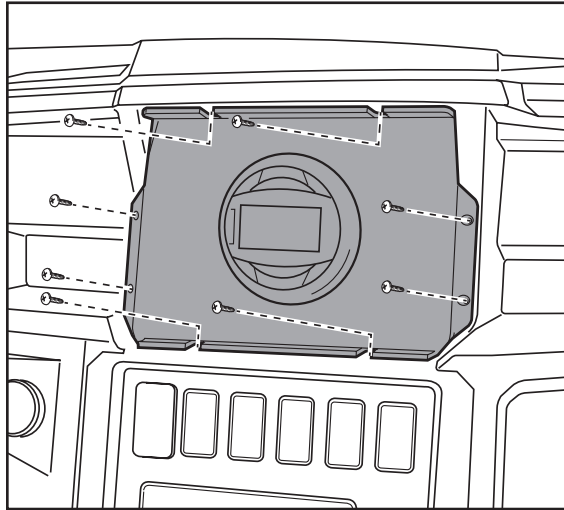
Continue to Kit Assembly



(Figure A)

KIT ASSEMBLY

1. Install the **radio to the blank panel** following instructions provided with the radio.
2. Complete all necessary connections to the radio, then test the radio for proper operation. Use Metra part number 44-UA20 (sold separately) for an antenna.
3. Slide the radio assembly into the dash. Pre-drill (8) pilot holes in the dash using a 1/8" drill bit. Using a manual screwdriver, secure the radio assembly to the dash using (8) Phillips screws provided. Do not overtighten! (Figure A)



(Figure C)



MPS-GEN02

INSTALLATION INSTRUCTIONS



If you are having difficulties with the installation of this product, contact our Tech Support line either by phone at **386-257-1186**, or email at **techsupport@metra-autosound.com**. Before doing so, look over the instruction booklet a second time and ensure that the installation was performed exactly as the instruction booklet is stated. Have the vehicle apart and ready to perform troubleshooting steps before contacting Metra/Axxess Tech Support.



® KNOWLEDGE IS POWER

Enhance your installation and fabrication skills by enrolling in the most recognized and respected mobile electronics school in our industry. Log onto www.installerinstitute.com or call 800-354-6782 for more information and take steps toward a better tomorrow.



Metra recommends MECP certified technicians